



**Central Coventry Fire District
Regular Board of Directors Meeting**

Coventry Senior Center
50 Wood Street
Coventry, RI 02816-5841
January 19, 2023, at 6:30 PM

Directors

Ernest Pullano-President
Russell McGillivray-Vice President
Richard Polselli, Kristen Benoit, Debra Santilli, David Lavallee

Agenda

Call to Order	Ernest Pullano President
Pledge of Allegiance	Ernest Pullano President
Safety Instructions	Ernest Pullano President
Roll Call – Quorum Determination	Daniel Kaplan, District Clerk

APPROVAL OF MEETING MINUTES

1. Minutes from: December 15, 2022. (Discussion/Action).

DISTRICT REPORTS:

1. Fire Chief's Report. (Discussion/Action).
2. Review of Monthly Financial Report. (Discussion/Action).
3. District Clerk's Report (including Tax Collection). (Discussion/Action).

OLD BUSINESS:

1. Status of streetlight conversion (Discussion/Action)
2. SAFER Grant application process (Discussion/Action)
3. ARPA Funds from Town of Coventry (Discussion/Action)
4. Tax Anticipation Note (TAN) (Discussion/Action)
5. Status of Hiring List process (Discussion/Action)
6. Coventry Pines Golf Course PILOT program (Discussion/Action)

7. Schedule Open Meetings Act (OMA) information meeting (Discussion/Action)

NEW BUSINESS:

1. Award RFP's for: IT Services, Rescue Billing, Legal Services (Discussion/Action)
2. Establish election process to fill vacant Board of Director position
(Discussion/Action)
3. By-law and Charter updates (Discussion/Action)
4. Next Meeting Date (Discussion/Action)
5. At-Will District positions- potential employment agreements.
(Discussion/Action)

PUBLIC COMMENT

CLOSED/EXECUTIVE SESSION

Closed pursuant to RIGL § 42-46-5(a)(2), sessions pertaining to collective bargaining or litigation to discuss:

1. Almagno v. CCFD, 22-440-JJM/22-1876
2. Coventry Professional Fire Fighters, Local 3372 and CCFD, AAA 01-21-0016-8657
3. CBA Healthcare Plan, Blue Cross changes
 - a. Motion to Close Executive Session.
 - b. Motion to Seal the minutes pursuant to R.I.G.L. § 42-46-4 (b).
 - c. Motion to Reconvene to Open Session.
 - d. Reconvene to Open Session and report any votes/actions taken in Executive Session

ANNOUNCEMENTS

1. January 21, 2023 meeting – tours of District fire houses

ADJOURNMENT

Ernest Pullano President

NEXT DISTRICT MEETING: February xx, 2023
Coventry Senior Center
50 Wood Street
Coventry, RI 02816-5841














Board of Directors Meeting

Attendance Sign-In Sheet

19 January 2023

Board of Directors

Fire District

 Ernest Pullano, President	 Robert Civetti, District Treasurer
 Russell McGillivray, Vice President	Mark D. Tourgee, Esq, Legal Counsel
 Richard Polselli, Director	 Julia A. Chretien, Esq, Legal Counsel
 Kristen Benoit, Director	 Frank Brown, Chief of Department
 Debra Santilli, Director	 Daniel Kaplan, District Clerk
 David Lavallee, Director	
 , Director	

CENTRAL COVENTRY FIRE DISTRICT
Regular Meeting of the Board of Directors
December 14, 2022 @ 6:30 P. M.

The meeting was called to order by President Pullano at 6:30 p.m. District Clerk Kaplan took a roll call to determine if a quorum was present. Those in attendance were President Pullano, Vice President McGillivray, Director Santilli, Director Lavallee, Chief Brown, and District Clerk Kaplan. Directors Polselli, Benoit, and Mattson were excused. President Pullano led the Pledge of Allegiance and gave directions for emergency exit.

A motion to approve the Meeting Minutes from November 17, 2022, was made by Vice President McGillivray, seconded by Director Lavallee, and unanimously approved.

The Fire Chief's report was presented by Chief of Department Frank Brown. He thanked the firefighters for all that they do daily. A motion to approve the report was made by Vice President McGillivray, seconded by Director Santilli, and unanimously approved.

A motion to approve District Treasurer Civetti's Monthly Financial Report read by President Pullano, was made by Vice President McGillivray, seconded by Director Santilli, and unanimously approved.

A motion to approve District Clerk Kaplan's report was made by Director Santilli, seconded by Vice President McGillivray, and unanimously approved.

Public comments from Councilman John Pascua:

- A resolution by the Town Council to appoint a Public Safety Commission
- An RFP for public safety study for consolidation of the fire districts in the Town
- A public education component to educate the public about the importance of a consolidated and fully functional fire district.

Under Old Business Chief Brown explained that PRISIM was going to separate the streetlights in the Anthony District from those in the CCFD.

A motion to approve the Chief's applying for a SAFER grant to fund the hiring of 15 new firefighters was made by Vice President McGillivray, seconded by Director Lavallee and unanimously approved.

APRA funds distribution by the Town Council will probably take place at their January 2023 meeting.

Chief Brown said that a hiring list had been posted and would start the interview process by February 2023.

Under New Business:

Director Lavallee will contact Senator Raptakis, Coventry Town Council members and Coventry Town Manager about the monies owed to the District by the Coventry Pines Golf Course.

A motion to look at the feasibility of a merger/consolidation of the Fire Districts in the Town of Coventry was made by Director Santilli, seconded by Director Lavallee, and unanimously approved.

A motion to allow the president to seek fiscal borrowing of a TAN/or short-term line of credit that can be collateralized against CCFD Owned real property was made by Vice President McGillivray, seconded by Director Lavallee, and unanimously approved.

A motion allowing District Treasurer Civetti to work with Director Santilli, Director Benoit, and Chief Brown to devise a budget that will include a capital improvement fund for depreciated assets and real property maintenance to be able to meet our fiscal needs in 2023 and be used to discuss a special tax rate increase to be voted on by the qualified taxpayers was made by Vice President McGillivray, seconded by Director Lavallee, and unanimously approved.

A motion to accept Director Carl Matteson's resignation from the Board of Directors of CCFD and to discuss candidates to appoint temporarily for 60 days (or the duration set forth in CCFD by-laws), until a special election can take place, was made by Vice President McGillivray, seconded by Director Lavallee, and unanimously approved. Debbie McAllister said she would be available to fill the position.

A motion to approve the abatements was made by Vice President McGillivray, seconded by Director Santilli, and unanimously approved.

A motion to convene into Executive Session was made by Vice President McGillivray, seconded by Director Santilli, and unanimously approved.

A motion to close the Executive Session and seal the minutes of the Executive Session pursuant to R.I. Gen. Laws § 42-46-4(b) was made by Vice President McGillivray, seconded by Director Santilli, and unanimously approved by roll-call vote.

A motion to Reconvene to Open Session and report any votes/actions taken in Executive Session was made by Vice President McGillivray, seconded

by Director Santilli, and unanimously approved. There were no votes taken in the Executive Session.

A motion to adjourn was made by Vice President McGillivray, seconded by Director Santilli, and unanimously approved. The meeting was adjourned at 9:15PM

The next scheduled meeting will be January 19, 2023, at the Coventry Senior Center

Respectfully submitted,
Daniel Kaplan,
District Clerk



CENTRAL COVENTRY

FIRE DISTRICT

Chief Frank Brown
240 Arnold Rd
Coventry, RI 02816
(401) 825-7800

FIRE – RESCUE – EMS – FIRE PREVENTION

OFFICE of the CHIEF of DEPARTMENT

January 19, 2023

Summary of Operation activities:

PERSONNEL

Currently we have 24 members on staff and 3 members out on injury.
One firefighter resigned on January 10, 2023

TOTAL PERSONNEL – 27

Applications for a hiring eligibility list has been posted and will close on February 1, 2023. As of January 14, 2023 there were 17 applications submitted.

EMERGENCY INCIDENTS

* Incidents from January 1, 2022 thru December 31, 2022 were 4457 for a call volume of 13 calls per day. (see attached summary) Coventry Fire Alarm recorded a total of 6753 incidents at year end.

APPARATUS

*Rescue 4 is currently OOS at Tasca. A new engine has been ordered with an expected delivery date the first week of February. Return date is still unknown at this time.

*Engine 7 had a complete brake job.

*Rescue 7 is having engine regen issues. Tasca advises the diesel particulate exhaust system will need to be replaced ASAP when parts become available, possible end of February.



CENTRAL COVENTRY

FIRE DISTRICT

Chief Frank Brown
240 Arnold Rd
Coventry, RI 02816
(401) 825-7800

FIRE – RESCUE – EMS – FIRE PREVENTION

OFFICE of the CHIEF of DEPARTMENT

EQUIPMENT

*All portable equipment is up and running properly at this time.

STATIONS

*The Board of Directors will tour the fire stations on January 21st at 0900.

HYDRANTS

I continue to work with KCWA on our hydrant inventory.

FIRE MARSHAL'S OFFICE

CCFD Fire Marshal's continues to work a backlog of work in the office to include 56 Town of Coventry license inspections.

FIRE SERVICE ASSESSMENT STUDY

The Town of Coventry has hired Dynamix Consulting Group to evaluate the delivery of fire service in town. Asst Chief Cady and I had a Zoom meeting with Dynamix on January 12th. Discussed was information they will be looking for and the timeline to complete the project. (see attached)

Thank you to all our personnel for all their dedicated efforts!

Respectfully submitted,

A handwritten signature in black ink, appearing to read "Frank M. Brown".

Frank M. Brown
Chief

CENTRALCOVENTRY

Incident Type Report (Summary)

**Alarm Date Between {01/01/2022} And {12/31/2022}
and FDID = "00610"**

Incident Type	Count	Pct of Incidents	Total Est Loss	Pct of Losses
	127	2.84%	\$0	0.00%
	127	2.84%	\$0	0.00%
1 Fire				
100 Fire, Other	4	0.08%	\$100	0.02%
111 Building fire	22	0.49%	\$362,000	97.54%
113 Cooking fire, confined to container	19	0.42%	\$6,000	1.61%
114 Chimney or flue fire, confined to chimney	5	0.11%	\$0	0.00%
116 Fuel burner/boiler malfunction, fire	4	0.08%	\$0	0.00%
120 Fire in mobile prop used as a fixed struc,	1	0.02%	\$2,000	0.53%
121 Fire in mobile home used as fixed residence	1	0.02%	\$0	0.00%
122 Fire in motor home, camper, recreational	1	0.02%	\$0	0.00%
130 Mobile property (vehicle) fire, Other	6	0.13%	\$1,000	0.26%
131 Passenger vehicle fire	4	0.08%	\$0	0.00%
132 Road freight or transport vehicle fire	1	0.02%	\$0	0.00%
140 Natural vegetation fire, Other	8	0.17%	\$0	0.00%
141 Forest, woods or wildland fire	2	0.04%	\$0	0.00%
142 Brush or brush-and-grass mixture fire	17	0.38%	\$0	0.00%
143 Grass fire	2	0.04%	\$0	0.00%
150 Outside rubbish fire, Other	2	0.04%	\$0	0.00%
151 Outside rubbish, trash or waste fire	3	0.06%	\$0	0.00%
154 Dumpster or other outside trash receptacle	1	0.02%	\$0	0.00%
160 Special outside fire, Other	1	0.02%	\$0	0.00%
161 Outside storage fire	1	0.02%	\$0	0.00%
162 Outside equipment fire	1	0.02%	\$0	0.00%
173 Cultivated trees or nursery stock fire	1	0.02%	\$0	0.00%
	107	2.40%	\$371,100	99.99%
2 Overpressure Rupture, Explosion, Overheat(no fire)				
212 Overpressure rupture of steam boiler	1	0.02%	\$0	0.00%
240 Explosion (no fire), Other	1	0.02%	\$0	0.00%
251 Excessive heat, scorch burns with no	2	0.04%	\$0	0.00%
	4	0.08%	\$0	0.00%
3 Rescue & Emergency Medical Service Incident				
300 Rescue, EMS incident, other	7	0.15%	\$0	0.00%
311 Medical assist, assist EMS crew	124	2.78%	\$0	0.00%
320 Emergency medical service, other	6	0.13%	\$0	0.00%

CENTRALCOVENTRY

Incident Type Report (Summary)

Alarm Date Between {01/01/2022} And {12/31/2022}
and FDID = "00610"

Incident Type	Count	Pct of Incidents	Total Est Loss	Pct of Losses
3 Rescue & Emergency Medical Service Incident				
321 EMS call, excluding vehicle accident with	3,109	69.75%	\$0	0.00%
322 Motor vehicle accident with injuries	98	2.19%	\$0	0.00%
323 Motor vehicle/pedestrian accident (MV Ped)	3	0.06%	\$0	0.00%
324 Motor Vehicle Accident with no injuries	52	1.16%	\$0	0.00%
351 Extrication of victim(s) from	2	0.04%	\$0	0.00%
352 Extrication of victim(s) from vehicle	1	0.02%	\$0	0.00%
353 Removal of victim(s) from stalled elevator	2	0.04%	\$0	0.00%
354 Trench/below-grade rescue	1	0.02%	\$0	0.00%
360 Water & ice-related rescue, other	1	0.02%	\$0	0.00%
361 Swimming/recreational water areas rescue	1	0.02%	\$0	0.00%
372 Trapped by power lines	1	0.02%	\$0	0.00%
381 Rescue or EMS standby	2	0.04%	\$0	0.00%
	3,410	76.50%	\$0	0.00%
4 Hazardous Condition (No Fire)				
400 Hazardous condition, Other	2	0.04%	\$0	0.00%
410 Combustible/flammable gas/liquid condition,	1	0.02%	\$0	0.00%
411 Gasoline or other flammable liquid spill	3	0.06%	\$0	0.00%
412 Gas leak (natural gas or LPG)	29	0.65%	\$0	0.00%
413 Oil or other combustible liquid spill	3	0.06%	\$0	0.00%
421 Chemical hazard (no spill or leak)	2	0.04%	\$0	0.00%
422 Chemical spill or leak	2	0.04%	\$0	0.00%
424 Carbon monoxide incident	16	0.35%	\$0	0.00%
440 Electrical wiring/equipment problem, Other	8	0.17%	\$0	0.00%
441 Heat from short circuit (wiring),	1	0.02%	\$0	0.00%
442 Overheated motor	3	0.06%	\$0	0.00%
444 Power line down	12	0.26%	\$0	0.00%
445 Arcing, shorted electrical equipment	2	0.04%	\$0	0.00%
451 Biological hazard, confirmed or suspected	32	0.71%	\$0	0.00%
460 Accident, potential accident, Other	1	0.02%	\$0	0.00%
463 Vehicle accident, general cleanup	1	0.02%	\$0	0.00%
	118	2.64%	\$0	0.00%
5 Service Call				
500 Service Call, other	18	0.40%	\$0	0.00%
510 Person in distress, Other	3	0.06%	\$0	0.00%
511 Lock-out	9	0.20%	\$0	0.00%
520 Water problem, Other	6	0.13%	\$0	0.00%
521 Water evacuation	1	0.02%	\$0	0.00%

CENTRALCOVENTRY

Incident Type Report (Summary)

**Alarm Date Between {01/01/2022} And {12/31/2022}
and FDID = "00610"**

Incident Type	Count	Pct of Incidents	Total Est Loss	Pct of Losses
5 Service Call				
522 Water or steam leak	12	0.26%	\$0	0.00%
531 Smoke or odor removal	8	0.17%	\$0	0.00%
542 Animal rescue	1	0.02%	\$0	0.00%
550 Public service assistance, Other	13	0.29%	\$0	0.00%
551 Assist police or other governmental agency	6	0.13%	\$0	0.00%
552 Police matter	12	0.26%	\$0	0.00%
553 Public service	13	0.29%	\$0	0.00%
554 Assist invalid	50	1.12%	\$0	0.00%
561 Unauthorized burning	13	0.29%	\$0	0.00%
571 Cover assignment, standby, moveup	7	0.15%	\$0	0.00%
	172	3.85%	\$0	0.00%
6 Good Intent Call				
600 Good intent call, Other	25	0.56%	\$0	0.00%
611 Dispatched & cancelled en route	142	3.18%	\$0	0.00%
622 No Incident found on arrival at dispatch	53	1.18%	\$0	0.00%
632 Prescribed fire	1	0.02%	\$0	0.00%
641 Vicinity alarm (incident in other location)	2	0.04%	\$0	0.00%
651 Smoke scare, odor of smoke	15	0.33%	\$0	0.00%
652 Steam, vapor, fog or dust thought to be	1	0.02%	\$0	0.00%
653 Smoke from barbecue, tar kettle	1	0.02%	\$0	0.00%
671 HazMat release investigation w/no HazMat	4	0.08%	\$0	0.00%
	244	5.47%	\$0	0.00%
7 False Alarm & False Call				
700 False alarm or false call, Other	10	0.22%	\$0	0.00%
711 Municipal alarm system, malicious false	3	0.06%	\$0	0.00%
730 System malfunction, Other	7	0.15%	\$0	0.00%
731 Sprinkler activation due to malfunction	2	0.04%	\$0	0.00%
733 Smoke detector activation due to	25	0.56%	\$0	0.00%
734 Heat detector activation due to malfunction	5	0.11%	\$0	0.00%
735 Alarm system sounded due to malfunction	38	0.85%	\$0	0.00%
736 CO detector activation due to malfunction	7	0.15%	\$0	0.00%
740 Unintentional transmission of alarm, Other	9	0.20%	\$0	0.00%
741 Sprinkler activation, no fire -	4	0.08%	\$0	0.00%
742 Extinguishing system activation	2	0.04%	\$0	0.00%
743 Smoke detector activation, no fire -	25	0.56%	\$0	0.00%
744 Detector activation, no fire -	29	0.65%	\$0	0.00%
745 Alarm system activation, no fire -	89	1.99%	\$0	0.00%

CENTRALCOVENTRY

Incident Type Report (Summary)

**Alarm Date Between {01/01/2022} And {12/31/2022}
and FDID = "00610"**

Incident Type	Count	Pct of Incidents	Total Est Loss	Pct of Losses
7 False Alarm & False Call				
746 Carbon monoxide detector activation, no CO	14	0.31%	\$0	0.00%
751 Biological hazard, malicious false report	1	0.02%	\$0	0.00%
	<u>270</u>	<u>6.05%</u>	<u>\$0</u>	<u>0.00%</u>
8 Severe Weather & Natural Disaster				
800 Severe weather or natural disaster, Other	3	0.06%	\$0	0.00%
	<u>3</u>	<u>0.06%</u>	<u>\$0</u>	<u>0.00%</u>
9 Special Incident Type				
900 Special type of incident, Other	1	0.02%	\$0	0.00%
911 Citizen complaint	1	0.02%	\$0	0.00%
	<u>2</u>	<u>0.04%</u>	<u>\$0</u>	<u>0.00%</u>

Total Incident Count: 4457

Total Est Loss:

\$371,100



TOWN OF COVENTRY
1670 Flat River Road, Coventry, RI 02816

To: Robert Warren, Chief, Coventry Fire District (Anthony)
Frank Brown, Jr., Chief, Central Coventry & Hopkins Hill Fire Districts
James Cady, Chief, Western Coventry Fire District
From: Ed Warzycha, Interim Town Manager
CC: Maria T. Broadbent, Assistant Town Manager
Mary-Ellen Harper, Dynamix
Stuart McCutcheon, Dynamix
Date: January 4, 2023
Re: Fire Services Assessment Study

Dynamix Consulting Group has been hired by the Town Council to conduct a comprehensive Fire Service Study to determine the best fire services model to efficiently and effectively deliver fire services to the Town of Coventry into the future.

Mary-Ellen Harper, the project lead for Dynamix will be reaching out to you to introduce herself and her team and to talk to you about the information they need to conduct this study. The information she gathers will be gathered district by district and will be used to assess the capacity, level of service and sustainability of the fire and life safety services currently being provided by your districts.

Please work closely with the team from Dynamix to provide the information they request. The results of this study, commissioned by the Coventry Town Council, will only be as comprehensive and informative as the information you provide. If you have a questions or concerns that cannot be answered by Mary-Ellen or her team, please contact Assistant Town Manager Maria Broadbent.



CENTRAL COVENTRY FIRE DISTRICT

TAX COLLECTORS REPORT

Tax Levy CY2022: \$ 4,448,801.64

The following is the activity for the month of December 2022

Taxes Collected	December	Dec. Collection Rate
2022	\$ 106,198.67	2.39%
2021	\$ 14,261.35	
2020	\$ 369.10	
Prior Years	\$ 30.81	
Interest/Penalty Collected	\$ 3,496.66	
Total	<u>\$ 124,356.59</u>	

Outstanding Taxes

2022	\$ 2,413,234.43
2021	\$ 126,458.81
2020	\$ 8,679.22
Prior Years	\$ 37,994.72
Total	<u>\$ 2,586,367.18</u>

Fiscal Year 2022 Year To Date Collection Activity

2022	\$ 2,035,567.21	45.76%
2021	\$ 140,820.03	
2020	\$ 1,549.41	
Prior Years	\$ 539.54	
Interest/Penalty Collected	\$ 20,675.49	
Total	<u>\$ 2,199,151.68</u>	

Central Coventry Fire District

Profit and Loss

September 2021 - August 2022

	TOTAL
Income	
39000 Tax Revenue	
39100 Tax Levy - Current Year	4,154,362.24
39201 Tax Levy - Prior Years	303,155.75
Total 39000 Tax Revenue	4,457,517.99
39500 Department Revenue	
39600 Rescue Run Recovery	643,238.19
39700 Fire Marshal Services	33,291.00
39800 Detail Reimbursement	16,353.86
Total 39500 Department Revenue	692,883.05
39900 Other Revenue	325.00
39930 Interest and Penalties on Taxes	104,010.82
39935 Bank Interest Income	2,927.21
39940 Asset Sales/Misc Revenue	4,761.00
Total 39900 Other Revenue	112,024.03
Total Income	\$5,262,425.07
GROSS PROFIT	\$5,262,425.07
Expenses	
40000 Administrative	
40100 Audit	15,000.00
40200 Board Meetings	11,991.79
40210 Board Member Stipends	1,866.68
40220 Treasurer	57,948.28
40230 Administrative Insurance	252.79
40300 Tax Collecting Expense	12,704.01
40400 Legal - General	99,734.89
40450 Legal - Labor and Interest Arbitration	74,573.55
40500 Office/Miscellaneous	1,051.91
40510 Bank Fees	671.65
40600 Dues and Subscriptions	2,400.00
40700 Accounting and Payroll Costs	9,900.52
40800 Administrative Service Contracts	7,535.00
40850 Software and Hardware	21,293.47
Total 40000 Administrative	316,924.54
50000 Operations	
50200 Rescue Recovery Fees and Expenses	24,110.36
50250 Fuel	85,572.73
50300 Insurance - General Liability and Property	187,832.44
50720 Repairs and Maintenance - Station	18,464.20
50730 Repairs and Maintenance - Equipment	120,300.77
50810 Supplies - Fire and Gear	10,134.40
50830 Supplies - Rescue	28,309.30
50840 Supplies - Station	6,946.26

Central Coventry Fire District

Profit and Loss

September 2021 - August 2022

	TOTAL
50845 Telecommunication System	2,500.00
50850 Telecommunications	11,998.99
50920 Electric - Stations	16,892.71
50930 Gas - Stations	8,185.88
50940 Oil - Stations	9,692.26
50960 Water - Stations	522.01
Total 50000 Operations	531,462.31
60000 Personnel Costs-Union	
60105 Wages	1,805,338.40
60110 Collateral (Fire Marshal)	20,624.24
60120 Overtime	642,691.75
60130 Holiday	82,458.96
60150 Detail	12,834.87
60170 Out of Rank	9,808.37
60180 Clothing Allowance	19,760.24
60190 Health Opt-out	-332.33
60200 Payroll Tax	195,035.59
60210 Municipal State Pension	638,236.16
61000 Medical Insurance - Union	285,512.81
61100 HRA Medical Costs	8,495.01
61200 Dental Insurance - Union	28,075.05
61300 HR/SA Account Fees	2,677.40
61400 Life Insurance	8,000.00
61500 PEHP	28,995.70
62000 Injured on Duty Insurance	187,142.16
63000 Training/Academy	11,787.84
63100 Promotional Exams	4,427.47
Total 60000 Personnel Costs-Union	3,991,569.69
70000 Personnel Costs - Administrative	
70100 Administrative Salaries/Compensation	117,128.57
70200 Administrative Payroll Taxes	7,475.68
Total 70000 Personnel Costs - Administrative	124,604.25
80000 Retirees/Separation Costs	
80100 Medical Insurance - Retiree	70,710.21
80200 Dental Insurance - Retiree	4,865.42
80700 Unemployment/Separation Payouts	62,746.17
Total 80000 Retirees/Separation Costs	138,321.80
90000 Other Expenditures	
90100 Hydrants	236,496.37
90200 Street Lights	206,713.50
Total 90000 Other Expenditures	443,209.87
Payroll Expenses	
Wages	

Central Coventry Fire District

Profit and Loss

September 2021 - August 2022

	TOTAL
Employee Natl Paid Sick Leave	0.00
Total Wages	0.00
Total Payroll Expenses	0.00
Payroll Tax	
Taxes	0.00
Federal Taxes (941/944)	4,894.21
Federal Unemployment (940)	317.91
Total Taxes	5,212.12
Total Payroll Tax	5,212.12
Total Expenses	\$5,551,304.58
NET OPERATING INCOME	\$ -288,879.51
Other Expenses	
Reconciliation Discrepancies	0.01
Total Other Expenses	\$0.01
NET OTHER INCOME	\$ -0.01
NET INCOME	\$ -288,879.52

Central Coventry Fire District

Balance Sheet
As of August 31, 2022

	TOTAL
ASSETS	
Current Assets	
Bank Accounts	
10200 Operating NCU 3415	151,912.97
10210 General Savings NCU 3479	100,384.68
10220 Rescue Run NCU 3512	1,114.02
Total Bank Accounts	\$253,411.67
Accounts Receivable	
11000 Accounts Receivable	224.00
11150 Tax Sale and Other Fees Receivable	21,451.53
11155 Allowance for Tax Sale Fees etc.	-19,500.00
Total Accounts Receivable	\$2,175.53
Other Current Assets	
11100 Taxes Receivable	324,410.73
11110 Allowance for Uncollectible Taxes	-40,000.00
13200 Prepaid HSA	24,169.20
Total Other Current Assets	\$308,579.93
Total Current Assets	\$564,167.13
TOTAL ASSETS	\$564,167.13
LIABILITIES AND EQUITY	
Liabilities	
Current Liabilities	
Accounts Payable	
20000 Accounts Payable	129,181.38
Total Accounts Payable	\$129,181.38
Other Current Liabilities	
21300 Accrued payroll	81,543.06
21400 Accrued ERSRI Employer	17,145.61
23000 Deferred Tax Revenue	284,410.73
23500 Unavailable Fee Revenue	1,951.53
Payroll Liabilities	
Child Support	-320.00
IFP PAC	16.04
Union Assessment	-135.00
Total Payroll Liabilities	-438.96
Total Other Current Liabilities	\$384,611.97
Total Current Liabilities	\$513,793.35
Total Liabilities	\$513,793.35
Equity	
32000 Retained Earnings	5,129,159.95
33100 Unrestricted	-4,789,906.65
Net Income	-288,879.52

Central Coventry Fire District

Balance Sheet

As of August 31, 2022

	TOTAL
Total Equity	\$50,373.78
TOTAL LIABILITIES AND EQUITY	\$564,167.13

Central Coventry Fire District

Balance Sheet

As of December 31, 2022

	TOTAL
ASSETS	
Current Assets	
Bank Accounts	
10200 Operating NCU 3415	920,295.10
10210 General Savings NCU 3479	96.57
10220 Rescue Run NCU 3512	156,575.75
Total Bank Accounts	\$1,076,967.42
Accounts Receivable	
11000 Accounts Receivable	1,834.00
11150 Tax Sale and Other Fees Receivable	21,451.53
11155 Allowance for Tax Sale Fees etc.	-19,500.00
Total Accounts Receivable	\$3,785.53
Other Current Assets	
11100 Taxes Receivable	2,586,367.18
11110 Allowance for Uncollectible Taxes	-40,000.00
13200 Prepaid HSA	709.90
Total Other Current Assets	\$2,547,077.08
Total Current Assets	\$3,627,830.03
TOTAL ASSETS	\$3,627,830.03
LIABILITIES AND EQUITY	
Liabilities	
Current Liabilities	
Accounts Payable	
20000 Accounts Payable	240,184.05
Total Accounts Payable	\$240,184.05
Other Current Liabilities	
23000 Deferred Tax Revenue	2,546,367.18
23500 Unavailable Fee Revenue	1,951.53
24100 Loan Payable - Coventry Fire District	100.00
Payroll Liabilities	
457 American	585.00
Federal Taxes (941/944)	25,587.39
IFP PAC	16.04
RI Income Tax	3,436.77
Union Assessment	-135.00
Union Dues	0.01
Total Payroll Liabilities	29,490.21
Total Other Current Liabilities	\$2,577,908.92
Total Current Liabilities	\$2,818,092.97
Total Liabilities	\$2,818,092.97
Equity	
32000 Retained Earnings	4,840,280.43

Central Coventry Fire District

Balance Sheet

As of December 31, 2022

	TOTAL
33100 Unrestricted	-4,789,906.65
Net Income	759,363.28
Total Equity	\$809,737.06
TOTAL LIABILITIES AND EQUITY	\$3,627,830.03



CENTRAL COVENTRY FIRE DISTRICT

240 Arnold Rd
Coventry, RI 02816
(401) 825-7803 Tel.
(401) 825-7806 Fax.

Robert J. Civetti
District Treasurer

Provided 1/17/2023

CASH BALANCE AVAILABLE 1/17/2023, 12:57AM

NCU - GENERAL SAVINGS ACCOUNT	\$	96.57
NCU - RESCUE RUN SAVINGS ACCOUNT	\$	186,792.96
NCU - GENERAL OPERATING CHECKING ACCOUNT	\$	710,711.27

Deposits in Transit:

Outstanding Checks/ACH:

05/24/2022	11607	United States Treasury	\$	(307.45)
11/17/2022	11803	RI AFC	\$	(75.00)
12/4/2022	bnk ach	Nationwide Retirement Solutions	\$	(435.00)
1/4/2023	11845	Ready Refresh By Nestle	\$	(39.50)
1/4/2023	11842	IRS	\$	(12,751.29)
1/4/2023	11839	Baxter Dansereau & Associates	\$	(6,000.00)
1/14/2023	ACH	London Health	\$	(69.23)
1/14/2023	ACH	Local 3372 PAC	\$	(280.00)
1/14/2023	ACH	I.A.F.F	\$	(13.98)
1/14/2023	ACH	Local 3372 Unassess	\$	(405.00)
1/14/2023	ACH	RI Child Support	\$	(320.00)
1/14/2023	ACH	RI Child Support	\$	(150.00)
1/14/2023	ACH	Nationwide Retirement Solutions	\$	(235.00)
1/14/2023	ACH	American Funds	\$	(585.00)
1/14/2023	ACH	Local 3372 Dues	\$	(1,222.56)
1/14/2023	ACH	ERSRI	\$	(37,122.88)

Adjusted Balance Operating Account 1/17/2023 12:57AM \$ 650,699.38

Total Adjusted Cash Balance 1/17/2023 12:57AM \$ 837,588.91



CENTRAL COVENTRY FIRE DISTRICT

240 Arnold Rd
Coventry, RI 02816
(401) 825-7803 Tel.
(401) 825-7806 Fax.

Robert J. Civetti
District Treasurer

Provided 1/17/2023

Central Coventry Fire District A/P Aging Summary As of January 17, 2023 - 1:32AM

	Current	1 - 30	31 - 60	61 - 90	91 and over	Total
1st Responder Newspaper	\$ 85.00	\$ -	\$ -	\$ -	\$ -	\$ 85.00
AT&T Mobility	497.20				0.00	497.20
Baxter Dansereau & Associates, LLP			4,500.00			4,500.00
Bound Tree Medical, LLC	2,632.10	16.95			-538.93	2,110.12
Cardmember Service	689.53					689.53
Cox Communications	507.88					507.88
Dan Sherman	650.00					650.00
Global Technology Systems	1,786.78					1,786.78
Gregpry Francis	26.92					26.92
Industrial Door Service		1,863.00				1,863.00
Kent County Water Authority	18,322.87		-42.21		39.88	18,320.54
Metro USA Fire Protection, Inc.	99.00					99.00
New England Fire Equipment & Apparatus Corp	4,084.07					4,084.07
New England Medical Billing	1,366.62				0.00	1,366.62
O'Reilly First Call	105.95				0.00	105.95
Parente's Oil Service, Inc.	1,635.66				0.00	1,635.66
Rhode Island Energy	23,216.61	19,886.53	8,078.17	27,768.19	49,524.92	128,474.42
RISFL	125.00					125.00
Robert J Civetti CPA LLC	3,187.50	9,562.50				12,750.00
ROPLABIT SOLUTIONS LLC	380.00					380.00
S & T True Value Hardware					-14.93	-14.93
T.A. Dougan	349.00					349.00
Tapco, Inc.	501.22					501.22
State of Rhode Island - PR issue 9/16					1,667.66	1,667.66
TOTAL	\$ 60,248.91	\$ 31,328.98	\$ 12,535.96	\$ 27,768.19	\$ 50,678.60	\$ 182,560.64



CENTRAL COVENTRY FIRE DISTRICT

TAX COLLECTORS REPORT

Tax Levy CY2022: \$ 4,450,679.09

The following is the activity for the month of December 2022

Taxes Collected	December	Dec. Collection Rate
2022	\$ 106,198.67	2.39%
2021	\$ 14,261.35	
2020	\$ 369.10	
Prior Years	\$ 30.81	
Interest/Penalty Collected	\$ 3,496.66	
Total	<u>\$ 124,356.59</u>	

Outstanding Taxes

2022	\$ 2,413,234.43
2021	\$ 126,458.81
2020	\$ 8,679.22
Prior Years	\$ 37,994.72
Total	<u>\$ 2,586,367.18</u>

Fiscal Year 2022 Year To Date Collection Activity

2022	\$ 2,035,567.21	45.74%
2021	\$ 140,820.03	
2020	\$ 1,549.41	
Prior Years	\$ 539.54	
Interest/Penalty Collected	\$ 20,675.49	
Total	<u>\$ 2,199,151.68</u>	

Central Coventry Fire District
Practice Summary
Fiscal 2023
Dec-22

Billable Commitments	September	October	November	December	January	February	March	April	May	June	July	August	FY2023 Total YTD	Pay Mix	FY2022 Total YTD	Pay Mix
	Blue Shield	\$15,031	\$26,020	\$21,472	\$23,268									\$85,790	9%	\$90,096
Tufts	0	0	0	0									0	0%	\$3,329	0%
Comm//Misc HMO	11,294	17,095	20,940	14,194									63,523	6%	\$66,807	7%
Self Pay	65,834	9,427	14,807	11,939									102,006	10%	\$40,686	4%
Resident Uninsured	5,301	68,619	21,069	45,420									140,410	14%	\$104,107	11%
Senior Carriers:																
Medicare	\$26,278	\$30,688	\$26,484	\$41,944									\$125,395	13%	\$154,028	17%
Blue Chip (65)	34,418	43,657	32,536	37,997									148,608	15%	\$144,212	16%
AARP Complete	27,575	17,177	35,265	40,252									120,268	12%	\$95,538	11%
United Healthcare Senior	0	0	0	0									0	0%	\$6,072	1%
Pace	0	0	0	0									0	0%	\$2,685	0%
Medicaid Carriers:																
RI Medicaid	\$20,401	\$17,202	\$2,914	\$21,155									\$61,673	6%	\$11,385	1%
Neighborhood Health Plan	10,513	20,058	17,312	25,017									72,900	7%	\$120,735	13%
Rhody Plan (United Healthcare)	20,982	20,935	13,556	14,746									70,218	7%	\$67,320	7%
Total	\$237,628	\$270,878	\$206,355	\$275,931	\$0	\$0	\$0	\$0	\$0	\$0	\$0	\$0	\$990,791	100%	\$907,000	100%
Number of Trips	152	176	135	174									637		587	
Ave.\$ per Trip	\$1,563	\$1,539	\$1,528.55	\$1,585.81	\$0.00	\$0.00	\$0.00	\$0.00	\$0.00	\$0.00	\$0.00	\$0.00	\$1,555.40		\$1,545.14	

ALS	103	104	82	120									409	64%	413	70%
BLS	49	72	53	54									228	36%	174	30%
Total	152	176	135	174	0	0	0	0	0	0	0	0	637		587	

Payments	September	October	November	December	January	February	March	April	May	June	July	August	FY2023 Total YTD	Pay Mix	FY2022 Total YTD	Pay Mix
	Blue Shield	\$4,280	\$10,962	\$8,181	\$6,007									\$29,430	16%	\$20,353
Tufts	0	480	0	0									480	0%	\$1,213	1%
Comm//Misc HMO	11,353	14,027	8,644	7,614									41,638	23%	\$39,780	23%
Self Pay	1,092	415	981	480									2,968	2%	\$8,778	5%
Senior Carriers:																
Medicare	\$7,114	\$14,278	\$12,656	9575									\$43,623	24%	\$40,920	23%
Blue Chip (65)	4,741	4,561	8,885	3,801									21,989	12%	\$22,188	13%
AARP Complete	7,772	8,626	4,207	7,780									28,386	16%	\$23,456	13%
United Healthcare Senior	0	0	0	0									0	0%	\$693	0%
Pace	583	524	0	0									1,107	1%	\$949	1%
Medicaid Carriers:																
RI Medicaid	\$2,783	\$1,125	\$732	\$75									\$4,714	3%	\$149	0%
Neighborhood Health Plan	463	738	633	425									2,259	1%	\$12,276	7%
Rhody Plan (United Healthcare)	609	2,382	1,267	685									4,943	3%	\$3,795	2%
Total	\$40,789	\$58,117	\$46,186	\$36,443	\$0	\$0	\$0	\$0	\$0	\$0	\$0	\$0	181,536	100%	174,551	100%
Collection Rate W/O Contractuals	17%	21%	22%	13%	0%	0%	0%	0%	0%	0%	0%	0%	18%		19%	
Averg Payment per trip	\$268	\$330	\$342	\$209	\$0	\$0	\$0	\$0	\$0	\$0	\$0	\$0	\$284.99		\$297.36	