



**Central Coventry Fire District
Regular Board of Directors Meeting**

This meeting will be convened pursuant to Governor's Executive Order 20-05 (including orders continuing and amending said requirements.) The Meeting shall be Convened Telephonically and Using Zoom Video Conference Technology to Allow Timely and Effective Public Access to Deliberations of the Board.

[All Participation will be remote until further notice.]

October 15, 2020 at 6:30 PM

Commissioners

Fred Gralinski-President/Chairman, Cynthia Fagan-Perry-Vice President, Richard Polselli, Carl Mattson, James Kulpers, Kristen Benoit, Russell McGillivray

Agenda

The public may watch the meeting via Zoom at:

<https://us02web.zoom.us/j/86741264798?pwd=b0xXR3VaYlJUL3N5MC9ycUIZelhaQT09>

Call to Order	Fred Gralinski, President
Pledge of Allegiance	Fred Gralinski, President
Roll Call – Quorum Determination	Fred Gralinski, President

APPROVAL OF MEETING MINUTES

1. Minutes from: 09/24/2020 (Discussion/Action/Vote)

NEW BUSINESS:

1. Swearing In of New Board Members.
2. Ratification of Tax Abatement as Reported by District Clerk (Discussion/Action/Vote.)
3. Stay on interest/penalty on tax bills until after November 30, 2020. (Discussion/Action/Vote.)
4. Financial Report (Discussion/Action/Vote.)
5. Tax Collection Report (Discussion/Action/Vote.)

6. Chief's Report (Discussion/Action/Vote.)

NEXT SCHEDULED MEETING – November 19, 2020 at 6:30 PM (via Zoom)

ADJOURNMENT

Fred Galinski, President

Join Zoom Meeting

<https://us02web.zoom.us/j/86741264798?pwd=b0xXR3VaYlJUL3N5MC9vcUIZelhaQT09>

Meeting ID: 867 4126 4798

Passcode: 711770

One tap mobile

+13126266799,,86741264798#,,,,,0#,,711770# US (Chicago)

+19292056099,,86741264798#,,,,,0#,,711770# US (New York)

Dial by your location

+1 312 626 6799 US (Chicago)

+1 929 205 6099 US (New York)

+1 301 715 8592 US (Germantown)

+1 346 248 7799 US (Houston)

+1 669 900 6833 US (San Jose)

+1 253 215 8782 US (Tacoma)

Meeting ID: 867 4126 4798

Passcode: 711770

Find your local number: <https://us02web.zoom.us/j/86741264798?pwd=b0xXR3VaYlJUL3N5MC9vcUIZelhaQT09>

CENTRAL COVENTRY FIRE DISTRICT
Public Hearing (in lieu of Annual Meeting) of the Board of Directors
September 24, 2020 @ 6:30 PM
Telephonically and using Zoom Video Conferencing Technology

The meeting was called to order by President Gralinski at 6:30 PM. A quorum was present consisting of: President Fred Gralinski, Vice President Cindy Fagan-Perry, Directors Dan Lantz, Ron Flynn, Richard Polselli, Carl Mattson and James Kuipers. District Manager Gayle Corrigan, Chief Brown, legal counsel David Dagostino, Esq., of Gorham & Gorham, Inc. and District Administrator Daniel Kaplan were also present. After the pledge, the President asked individuals to review safety instructions for exiting their space.

President Gralinski read the Chief's Report (The Chief was at the Hopkins Hill Annual Meeting for the first part of the CCFD Public Hearing). A motion to approve the Chief's report was made by Director Mattson, seconded by Director Flynn and unanimously approved.

District Manager Gayle Corrigan read the District Manager's report. A motion to approve the District Manager's report was made by Director Flynn, seconded by Director Lantz and unanimously approved.

District Manager Gayle Corrigan presented the proposed budget for FY 2021. A motion to approve the presentation was made by Director Mattson, seconded by Vice President Fagan-Perry and approved.

A discussion of the impact of a 42 hour work week would have on the proposed budget followed.

A motion to adjourn was made by Director Mattson, seconded by Director Lantz, and unanimously approved. The meeting was adjourned at 7:10 P.M.

Respectfully submitted,
Daniel Kaplan,
District Administrator

CENTRAL COVENTRY FIRE DISTRICT

240 ARNOLD ROAD

COVENTRY RI, 02816

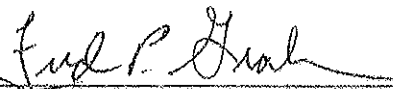
The Tax Office is seeking the following abatements:

October 15, 2020

Account Number	Amount	Reason
23-0478-88	\$ 137.36	Reduction in assessed value
Total	\$ 137.36	

Total Abatements: \$ 137.36

DATE: 10/26/2020

APPROVED: 

Detail Receivable Summary		CENTRAL COVENTRY FIRE DISTRICT			
Receivable Group: ALL		240 ARNOLD ROAD			
Printed on 10/06/2020 at 10:55:37 AM		Coventry, RI 02816			
		401-825-7860			
<p>To: WESTWOOD CONST INC 45 NOOSENECK HILL RD UNIT 4 WEST GREENWICH RI 02817</p>		<p>Account : 23-0478-88 Penalty as of: 10/06/2020</p>			
Description	Detail	AdjBill	Prin Due	Penalty Due	Tot Due
2019 RP Tng Sup					
Q1:	34.34	Q2:	34.34	Q3:	34.34
Q4:	34.34	Q1Bal:	34.34	Q2Bal:	34.34
		Q3Bal:	34.34	Q4Bal:	34.34
	0550-026.000 at 1 COMFORT WAY	137.36	137.36	0.00	137.36
	Land Value:	0			
	Building Value:	63300			
	Total Value:	63300			
	Tax Amount:	137.36			
	Sub Districts:	FD:7			
	Statecode:	97			
	Bankcode:	00			
	Interest:	0%, Pay4 Base:11/15/2019 Due:04/30/2020 Del:04/30/2020			
	Due Date(s):	04/30/2020 , 05/31/2020 , 06/30/2020 , 08/15/2020			
	Del. Date(s):	04/30/2020 , 05/31/2020 , 06/30/2020 , 08/31/2020			
Totals			137.36	0.00	137.36

ABATE \$ 137.36
\$ 0 VALUE

FAX

TO: FROM: Carey Anania

FAX: 401-825-7806

FAX:

PHONE:

PHONE: 401-279-2667

SUBJECT: 1 Comfort Way - Abatement

DATE: 9/29/2020

NO. PAGES: 4

COMMENTS:

Per our phone conversation, please see attached documents pertaining to the real estate tax abatement for 1 Comfort Way.

Thank you for your help.

Carey Anania



Town of Coventry

FINANCE DEPARTMENT • OFFICE OF THE ASSESSOR
Christopher Celeste • Tax Assessor
1670 Flat River Road • Coventry, RI 02816
401-822-9163 • cceleste@coventryri.org

August 29, 2019

WESTWOOD CONST INC
45 NOOSENECK HILL RD
WEST GREENWICH RI 02817

To Whom It May Concern:

Re: File 2019-31 for 0550-026.000 at 1 COMFORT WAY

We are in receipt of your property value appeal application. The Assessor has given full consideration to your application and has proposed a reduction in assessed value from \$63,300 to \$0.

If you wish to appeal the Assessor's decision, you may do so in accordance with RI General Law §44-5-26, which requires the taxpayer to file an application with the Board of Assessment Review within 30 days of the date of this letter. You may request that your original application be forwarded to the Board of Assessment Review by signing the bottom this letter and returning it to the Assessor's Office. If you choose to appeal the Assessor's decision, you will receive notification by mail of the date and time of your hearing. If you do not appeal this decision, you will receive a corrective bill by mail in approximately 60 days.

The filing of this application does not stay the collection of your tax. To avoid the addition of interest and other charges, the tax must be paid as assessed.

Sincerely,

Christopher Celeste
Tax Assessor

I wish to have my application forwarded to the Board of Assessment Review.

Signature of Applicant: _____

eGovernment

Account Summary

Make a Payment

Transaction History

Online Documents

Account Setup

Service



TOWN OF COVENTRY, RI

Account Number : 23-0478-88

Receivable	Principal	Penalty	Date	Pay Method	Trans #
2019 RP Tng Tax Roll	1407.79				
Payment	-351.97	0.00	08/07/2019	Check #: 1577, 1727, 4791	1015736
Abatement	-1407.78	0.00	09/25/2019		0
Balance	-351.97				
Penalty Due	0.00				
Total Due	-351.97				
Total Principal Due	-351.97				
Total Penalty Due	0.00				
Total Due on Account	-351.97				

FY2021 Central Coventry Fire District Capital Fund

September, 2020

Revenue

Initial funding	10,000
Sale of Rescue	5,000
Transfer approved by Board	75,000
Sale of Station 2	363,000
Interest	6,024
Transfer from Rescue Run	200,000
Federal Funds	15,166
General Fund Transfer	53,066
OJ insurance refund	49,099
Refund of deposit	(5,000)
Sale of Rescue	3,600
Total Revenue 09/30/20	774,955

Expenditures

Fire Marshall Vehicle	31,190
Engineering for septic system	2,031
Work on septic system	17,700
State permit for septic system	500
Software update	11,200
Summit Heating	24,693
Server	5,237
Payoff Fire Truck	339,690
Purchase of Rescue	326,505
Total Expenditures 09/30/2020	758,746

Total Surplus (Deficit) \$ 16,209

CENTRAL COVENTRY FIRE DISTRICT FY 2021

September	FY21 (Approved)	September 2020 YTD	Remaining	% YTD 8%	
39000 Tax Revenue					
39100 Tax Levy - Current Year	4,105,348	-	4,105,348	0%	tax 1
39201 Tax Levy - Prior Years	175,000	86,642	88,358	50%	
Total 39000 Tax Revenue	4,280,348	86,642	4,193,706	2%	
39500 Department Revenue					
39600 Rescue Run Recovery	575,000	43,881	531,119	8%	
39700 Fire Marshal Services	25,000	3,288	21,712	13%	
39800 Detail Reimbursement	2,500	-	2,500	0%	
Total 39500 Department Revenue	602,500	47,169	555,331	8%	
39900 Other Revenue					
39930 Interest & Penalties on Taxes	100,000	7,144	92,856	7%	
39935 Bank Interest Income	17,500	283	17,217	2%	
39940 Asset Sales/Misc Revenue	1,000	-	1,000	0%	
39990 Transfers from Unrestricted Cumulative Surplus	234,532	-	234,532	0%	
Total 39900 Other Revenue	353,032	7,427	345,605	2%	
TOTAL DISTRICT REVENUE	\$ 5,235,880	\$ 141,238	\$ 5,094,642	3%	
40000 Administrative					
40100 Audit/CPA Services	15,000	7,000	8,000	47%	Tim
40200 Board Meetings	3,500	-	3,500	0%	
40210 Board Member Stipends	14,000	-	14,000	0%	
40220 Finance Director/Treasurer	108,000	9,000	99,000	8%	
40230 Administrative Insurance and HR	550	-	550	0%	
40300 Tax Collecting Expense	15,000	575	14,425	4%	
40400 Legal - General	55,000	-	55,000	0%	
40450 Legal - Labor Negotiations	35,000	-	35,000	0%	
40475 Professional	15,000	-	15,000	0%	
40500 Office/Miscellaneous	500	-	500	0%	
40510 Bank Fees	150	15	135	10%	
40600 Dues and Subscriptions	1,000	-	1,000	0%	
40700 Accounting and Payroll Costs	3,250	-	3,250	0%	
40800 Administrative Service Contracts	8,000	152	7,848	2%	
40850 Software and Hardware	10,000	-	10,000	0%	
Total 40000 Administrative	283,950	16,742	267,208	6%	

September	FY21 (Approved)	September 2020 YTD	Remaining	% YTD
50000 Operations				
50200 Rescue Recovery Fees	22,000	-	22,000	0%
50250 Fuel	43,000	3,100	39,900	7%
50300 Insurance - General Liability and Property	43,600	10,629	32,971	24% Tim
50720 Repairs and Maintenance - Station	20,000	899	19,101	4%
50730 Repairs and Maintenance - Vehicles and Apparatus	80,000	4,522	75,478	6%
50810 Supplies - Fire and Gear	27,500	130	27,370	0%
50830 Supplies - Rescues	40,000	524	39,476	1%
50840 Supplies - Station	11,000	84	10,916	1%
50845 Telecommunication System	2,500	2,500	-	100%
50850 Telecommunications	12,000	923	11,077	8%
50920 Electric - Stations	5,250	1,662	3,588	32% Tim
50930 Gas - Stations	7,500	74	7,426	1%
50940 Oil - Stations	6,500	216	6,284	3%
50960 Water - Stations	600	-	600	0%
Total 50000 Operations	321,450	25,263	296,187	8%
60000 Personnel Costs-Union				
60105 Salaries	1,934,919	145,972	1,788,947	8%
60110 Collateral (Fire Marshal)	36,000	2,310	33,690	6%
60120 Overtime	425,000	26,818	398,182	6%
60130 Holiday	89,091	7,812	81,279	9%
60150 Detail	2,500	-	2,500	0%
60170 Out of Rank	4,500	191	4,309	4%
60180 Clothing Allowance	21,700	2,158	19,542	10%
60190 Health Opt-out	18,000	-	18,000	0%
60200 Payroll Tax	197,947	13,175	184,772	7%
60210 Municipal State Pension	680,599	53,526	627,073	8%
61000 Medical Insurance - Union	330,361	25,225	305,136	8%
61100 HRA Medical Costs	10,000	534	9,466	5%
61200 Dental Insurance - Union	29,588	2,470	27,118	8%
61300 HR/SA Account Fees	1,500	-	1,500	0%
61400 Life Insurance	5,208	-	5,208	0%
61500 PEHP	36,723	-	36,723	0%
62000 Injured On Duty Insurance	123,634	27,534	96,100	22% Tim
63000 Training/Academy	14,000	787	13,213	6%
63100 Promotional Exams	1,750	-	1,750	0%
63200 Recruitment	1,500	-	1,500	0%
Total 60000 Personnel Costs-Union	3,964,519	308,512	3,656,007	8%

September	FY21 (Approved)	September 2020 YTD	Remaining	% YTD
70000 Personnel Costs - Administrative				
70100 Administrative Salaries/Compensation	166,702	20,180	146,522	12%
70200 Administrative Payroll Taxes	3,152	234	2,918	7%
Total 70000 Personnel Costs - Administrative	169,854	20,414	149,440	12%
80000 Retirees/Separation Costs				
80100 Medical Insurance - Retiree	87,498	6,737	80,761	8%
80200 Dental Insurance - Retiree	6,685	391	6,294	6%
80700 Separation Payouts	55,836		55,836	0%
Total 80000 Retirees/Separation Costs	150,019	7,128	142,891	5%
90000 Other Expenditures				
90100 Hydrants	243,823		243,823	0%
90200 Street Lights	102,265		102,265	0%
91000 Capital Purchases	-		-	0%
92000 Lease/Interest Payment	-		-	0%
95000 Claim Payments/Other	-		-	0%
Total 90000 Other Expenditures	346,088	-	346,088	0%
	\$ 5,235,880	\$ 378,059	\$ 4,857,821	7%
SURPLUS/(DEFICIT)	\$ 0	\$ (236,821)		



CENTRAL COVENTRY FIRE DISTRICT

TAX COLLECTORS REPORT


The following is the activity for the month of September 2020

Taxes Collected

2019	\$	62,965.13
2018	\$	861.19
2017	\$	175.50
Prior Years	\$	112.36
Interest/Penalty Collected	\$	7,057.59
Total	\$	71,171.77

Outstanding Taxes

2019	\$	206,937.21
2018	\$	43,625.92
2017	\$	23,934.10
Prior Years	\$	134,041.87
Total	\$	408,539.10



CENTRAL COVENTRY

FIRE DISTRICT

Chief Frank Brown
240 Arnold Rd
Coventry, RI 02816
(401) 825-7800

FIRE – RESCUE – EMS – FIRE PREVENTION

OFFICE of the CHIEF of DEPARTMENT

October 15, 2020

Summary of Operation activities:

PERSONNEL

Currently we have 28 members on staff. 2 members out on injury.

TOTAL PERSONNEL – 30

EMERGENCY INCIDENTS

* Incidents from January 31, 2020 September 30, 2020 were 3043 for a call volume of 12 calls per day. (see attached summary)

APPARATUS


*All apparatus is operating properly at this time. Annual fire pump testing was held on October 12th.

EQUIPMENT

*All portable equipment is up and running properly at this time. Annual hose and ladder testing will be held on October 21st.

FIRE MARSHAL'S OFFICE

*Department Fire Marshals continue to work despite the Covid 19 Pandemic on Smoke Detector Inspections, Plan Reviews, Fire Alarm Reviews, Fire Investigations and follow-up inspections on issued violations. Currently 15 of 53 Town of Coventry License inspections are complete.



CENTRAL COVENTRY

FIRE DISTRICT

Chief Frank Brown
240 Arnold Rd
Coventry, RI 02816
(401) 825-7800

FIRE – RESCUE – EMS – FIRE PREVENTION

OFFICE of the CHIEF of DEPARTMENT

COVID 19

Department members continue to remain highly vigilant on all calls for the possibility of Covid 19. We have sufficient PPE on hand and more on order. Covid 19 testing of our personnel took place on October 1st. Those that tested had negative test results.

TRAINING

- *All personnel are completing EVOC – Emergency Vehicle Operator Course to include a vehicle obstacle course.
- *National guard helicopter training will take place the end of October and beginning of November. This training is being held due to the close proximity of their training grounds in West Greenwich.

Thanks again to all personnel as we work thru this COVID 19 Pandemic!

Respectfully submitted,

A handwritten signature in black ink, appearing to read "Frank M. Brown".

Frank M. Brown
Chief

CENTRALCOVENTRY

Incident Type Report (Summary)

Alarm Date Between {01/01/2020} And {09/30/2020}

Incident Type	Count	Pct of Incidents	Total Est Loss	Pct of Losses
	4	0.14%	\$0	0.00%
	4	0.14%	\$0	0.00%
Fire				
00 Fire, Other	2	0.07%	\$0	0.00%
11 Building fire	16	0.58%	\$619,000	59.87%
12 Fires in structure other than in a building	1	0.03%	\$0	0.00%
13 Cooking fire, confined to container	5	0.18%	\$1,050	0.10%
14 Chimney or flue fire, confined to chimney	4	0.14%	\$10,000	0.96%
16 Fuel burner/boiler malfunction, fire	1	0.03%	\$0	0.00%
31 Passenger vehicle fire	5	0.18%	\$46,000	4.44%
37 Camper or recreational vehicle (RV) fire	1	0.03%	\$355,000	34.34%
40 Natural vegetation fire, Other	1	0.03%	\$0	0.00%
41 Forest, woods or wildland fire	3	0.10%	\$0	0.00%
42 Brush or brush-and-grass mixture fire	22	0.80%	\$500	0.04%
43 Grass fire	1	0.03%	\$0	0.00%
50 Outside rubbish fire, Other	3	0.10%	\$0	0.00%
51 Outside rubbish, trash or waste fire	3	0.10%	\$1,200	0.11%
54 Dumpster or other outside trash receptacle	1	0.03%	\$0	0.00%
60 Special outside fire, Other	2	0.07%	\$0	0.00%
62 Outside equipment fire	3	0.10%	\$1,000	0.09%
70 Cultivated vegetation, crop fire, Other	1	0.03%	\$0	0.00%
	75	2.74%	\$1,033,750	100.00%
Overpressure Rupture, Explosion, Overheat (no fire)				
22 Overpressure rupture of boiler from air or	1	0.03%	\$0	0.00%
51 Excessive heat, scorch burns with no	2	0.07%	\$0	0.00%
	3	0.10%	\$0	0.00%
Rescue & Emergency Medical Service Incident				
00 Rescue, EMS incident, other	235	8.59%	\$0	0.00%
11 Medical assist, assist EMS crew	315	11.52%	\$0	0.00%
21 EMS call, excluding vehicle accident with	1,369	50.07%	\$0	0.00%
22 Motor vehicle accident with injuries	52	1.90%	\$0	0.00%
24 Motor Vehicle Accident with no injuries	43	1.57%	\$0	0.00%
31 Lock-in (if lock out , use 511)	1	0.03%	\$0	0.00%
53 Removal of victim(s) from stalled elevator	1	0.03%	\$0	0.00%
65 Watercraft rescue	4	0.14%	\$0	0.00%
81 Rescue or EMS standby	2	0.07%	\$0	0.00%

CENTRALCOVENTRY

Incident Type Report (Summary)

Alarm Date Between {01/01/2020} And {09/30/2020}

Incident Type	Count	Pct of Incidents	Total Est Loss	Pct of Losses
Rescue & Emergency Medical Service Incident	2,022	73.95%	\$0	0.00%
Hazardous Condition (No Fire)				
00 Hazardous condition, Other	3	0.10%	\$0	0.00%
01 Gasoline or other flammable liquid spill	6	0.21%	\$0	0.00%
02 Gas leak (natural gas or LPG)	7	0.25%	\$0	0.00%
03 Oil or other combustible liquid spill	2	0.07%	\$0	0.00%
04 Toxic condition, Other	1	0.03%	\$0	0.00%
04 Carbon monoxide incident	15	0.54%	\$0	0.00%
00 Electrical wiring/equipment problem, Other	5	0.18%	\$0	0.00%
02 Overheated motor	6	0.21%	\$0	0.00%
03 Breakdown of light ballast	1	0.03%	\$0	0.00%
04 Power line down	11	0.40%	\$0	0.00%
05 Arcing, shorted electrical equipment	9	0.32%	\$0	0.00%
01 Biological hazard, confirmed or suspected	35	1.28%	\$0	0.00%
00 Accident, potential accident, Other	14	0.51%	\$0	0.00%
01 Building or structure weakened or collapsed	1	0.03%	\$0	0.00%
03 Vehicle accident, general cleanup	3	0.10%	\$0	0.00%
	119	4.35%	\$0	0.00%
Service Call				
00 Service Call, other	11	0.40%	\$0	0.00%
00 Person in distress, Other	3	0.10%	\$0	0.00%
01 Lock-out	2	0.07%	\$0	0.00%
00 Water problem, Other	1	0.03%	\$0	0.00%
02 Water or steam leak	4	0.14%	\$0	0.00%
01 Smoke or odor removal	6	0.21%	\$0	0.00%
02 Animal rescue	1	0.03%	\$0	0.00%
00 Public service assistance, Other	10	0.36%	\$0	0.00%
01 Assist police or other governmental agency	2	0.07%	\$0	0.00%
02 Police matter	11	0.40%	\$0	0.00%
03 Public service	1	0.03%	\$0	0.00%
04 Assist invalid	37	1.35%	\$0	0.00%
01 Unauthorized burning	16	0.58%	\$0	0.00%
01 Cover assignment, standby, moveup	3	0.10%	\$0	0.00%
	108	3.95%	\$0	0.00%
Good Intent Call				
00 Good intent call, Other	36	1.31%	\$0	0.00%
01 Dispatched & cancelled en route	95	3.47%	\$0	0.00%
01 Wrong location	1	0.03%	\$0	0.00%

CENTRALCOVENTRY

Incident Type Report (Summary)

Alarm Date Between {01/01/2020} And {09/30/2020}

Incident Type	Count	Pct of Incidents	Total Est Loss	Pct of Losses
Good Intent Call				
22 No Incident found on arrival at dispatch	59	2.15%	\$0	0.00%
50 Steam, Other gas mistaken for smoke, Other	1	0.03%	\$0	0.00%
51 Smoke scare, odor of smoke	7	0.25%	\$0	0.00%
53 Smoke from barbecue, tar kettle	1	0.03%	\$0	0.00%
71 HazMat release investigation w/no HazMat	3	0.10%	\$0	0.00%
	<u>203</u>	<u>7.42%</u>	<u>\$0</u>	<u>0.00%</u>
False Alarm & False Call				
30 False alarm or false call, Other	12	0.43%	\$0	0.00%
10 Malicious, mischievous false call, Other	1	0.03%	\$0	0.00%
11 Municipal alarm system, malicious false	1	0.03%	\$0	0.00%
30 System malfunction, Other	9	0.32%	\$0	0.00%
31 Sprinkler activation due to malfunction	4	0.14%	\$0	0.00%
33 Smoke detector activation due to	18	0.65%	\$0	0.00%
34 Heat detector activation due to malfunction	2	0.07%	\$0	0.00%
35 Alarm system sounded due to malfunction	42	1.53%	\$0	0.00%
36 CO detector activation due to malfunction	15	0.54%	\$0	0.00%
10 Unintentional transmission of alarm, Other	6	0.21%	\$0	0.00%
11 Sprinkler activation, no fire -	3	0.10%	\$0	0.00%
13 Smoke detector activation, no fire -	24	0.87%	\$0	0.00%
14 Detector activation, no fire -	10	0.36%	\$0	0.00%
15 Alarm system activation, no fire -	29	1.06%	\$0	0.00%
16 Carbon monoxide detector activation, no CO	13	0.47%	\$0	0.00%
	<u>189</u>	<u>6.91%</u>	<u>\$0</u>	<u>0.00%</u>
Severe Weather & Natural Disaster				
13 Wind storm, tornado/hurricane assessment	6	0.21%	\$0	0.00%
14 Lightning strike (no fire)	3	0.10%	\$0	0.00%
	<u>9</u>	<u>0.32%</u>	<u>\$0</u>	<u>0.00%</u>
Special Incident Type				
30 Special type of incident, Other	1	0.03%	\$0	0.00%
11 Citizen complaint	1	0.03%	\$0	0.00%
	<u>2</u>	<u>0.07%</u>	<u>\$0</u>	<u>0.00%</u>

*